

Rhyming, Fingerplays, and Developing Fine Motor Skills



This Module Will Explore:

- How rhyming, fingerplays, and fine motor skills support early literacy
- Why these skills are so critical in the early years
- And how you can easily incorporate them into your storytimes and playtimes
- Share simple, fun activity ideas you can use to help young children develop these skills



The Importance of Rhyming

- Rhyming Practices Phonological Awareness
- Vocabulary Development
- Love for Language
- Predictive Skills
- Rhyming Helps Children to Discover Word Patterns



Rhyming & Early Literacy Development

Stage 1: Hearing Rhyme

The child grows accustomed to hearing and repeating rhyme.



Stage 2: Recognizing Rhyme

The child can identify two words that rhyme.



Stage 3: Producing Rhyme

The child can think of a word that rhymes with another.



Easy Ways To Practice Rhyming


1. Sing Songs
2. Read High-Quality Rhyming Books
3. Practice Nursery Rhymes
4. Play Rhyming Games




The Importance of Fingerplays

- Language Development
- Motor Skills
- Memory Skills
- Social Skills







Fingerplay Ideas by Age






Shutterstock Photo









Importance of Fine Motor Activities During the Early Years











Fine Motor Skills & Early Literacy Development

Stage	Parents	Child to work on
Drawing & Scribbling		<ul style="list-style-type: none"> Integrated writing Fine control Letter-like shapes Recognize Identify letter to write
Letter Like Letters		<ul style="list-style-type: none"> Form Recognize Connect Recognize Recognize words
Phonetic Spelling		<ul style="list-style-type: none"> Recognize Recognize words Recognize words Recognize words









Fine Motor Activity Ideas for Storytime & Playtime

Thank you!

	<p>LAURA MCFALLS Early Childhood Specialist Youth Services Offices Akron-Summit County Public Library 60 S. High St. Akron, Ohio 44326 Direct: 330.643.4846 Email: lmcfalls@akronlibrary.org</p>
--	--

Elevate Your Storytime with Speech Development

This module was originally presented by Megan Palaasik and Kelly Halleen of Medina County at the Storytime Foundations Conference April 2024

We will discuss:

- Early Intervention
- Delays & Milestones
- Speech and Storytime Tricks by Age



Have you heard these comments in your library?

- My child isn't talking. What can I do? They only say mama.
- We can't come to storytime, they won't listen.
- They don't know how to socialize.
- My 3 year old won't sit still for storytime do they have ADHD?
- They've only been around me or their grandparents.
- My child gets frustrated when I can't understand what they're saying.
- They don't know how to share.
- My grandchild is slow to talk because they speak two languages.

What can librarians say to caregivers who ask about their child's development?







- ### Community Partnerships
- Connect with:
- Ohio Early Intervention (EI)
 - Children's Hospitals/Pediatricians
 - Birthcare Centers
 - Private Speech-Language Pathologists
 - County Health Departments
 - Daycare and Preschool Teachers
 - Your Families!

5 Early Literacy Practices

Read, Sing, Talk, Write, & Play

If you are incorporating these into your programs,
YOU ARE SUPPORTING SPEECH DEVELOPMENT! Go you!

©2021 IASB FOUNDATION APRIL 2024

NURSERY RHYMES

Why are nursery rhymes the **rainbow**
connection between librarians and SLPs?



©2021 IASB FOUNDATION APRIL 2024

Ms. Rachel-ese

**Baby Talk
Vs.
Parentese**



©2021 IASB FOUNDATION APRIL 2024

Don't Forget to Add the Drama!

"For preschool age children, oral narrative skills are also key predictors of later literacy achievement, as they, along with the ability to decode text, are essential components of reading comprehension."

– Bernstein et al., 2024



Communication Milestones and Storytime Tips by Age Level



Birth- 12M Communication




Birth- 12M Storytime

Hot Tip:
This is all about **YOU** modeling
for the caregiver.



12-24M Communication




12-24M Storytime

Hot tip:
This is all about child
imitating the caregiver. Child
will not instinctively follow
the storytime leader.




2-3 YR Communication



2-3 YR Storytime

Hot Tip:
This is all about having the child "Do Their Part" in the routine.

"Give children their own little set of jobs to do that are related to routine. By doing this you're helping them link meaning to words....making sure they understand key words before we expect them to say those words!" (Laura Mize, M.S. CCC-SLP)



4-5 YR Communication



4-5 YR Storytime

Hot Tip:
This is all about kindergarten readiness and vocal/ thoughtful participation in storytime by the kids.



What about all ages or drop-in storytimes?



man the crazy thing about babies is that like, some people would think that reading a baby a book about farm animals is teaching them about farm animals, but really it's teaching them about the concept of a book and how there's new information on each page of a single object, but *really*, beyond that, it's teaching them how language works, and beyond *that* it's *really* actually teaching them about human interaction, and *really really* it's them learning about existing in a three-dimensional space and how they can navigate that space, but *actually*, *above all* it is teaching them that mama loves them.

For more information on this module, please reach out to

Kelly Halleen

hallee@mccl.info

<https://www.mccl.info/>

Megan Palasik, SLP

meganpa@mcdbd.org

<https://www.mcdbd.org/>



Thank you!

Workshop evaluation form:

www.surveymonkey.com/r/SF_workshop_eval

